



Online Learning Platforms

(Google Classroom, Zoom, YouTube & Online Study Resources)

Introduction (Why Online Learning is Important)

Online learning allows students to **study anytime and anywhere** using a smartphone, tablet, or computer.

It helps students attend classes, watch videos, download notes, submit homework, and learn new skills.

Online learning platforms are especially useful for:

- School and college students
- Distance learning
- Skill development
- Free education access

What are Online Learning Platforms?

Online learning platforms are **digital tools and apps** that help teachers and students **connect, teach, and learn online**.

They provide:

- ✓ Online classes
- ✓ Video lessons
- ✓ Study material
- ✓ Assignments & tests



1. Google Classroom

● **Google Classroom** is a free learning platform by Google. It is used by schools and teachers to manage online classes.




Main Uses of Google Classroom:

- ✓ Join online class
- ✓ Receive notes & assignments
- ✓ Submit homework
- ✓ Get teacher feedback

How to Join a Class:

- Open **Google Classroom App**
- Sign in with **Google Account**
- Tap + (**Join class**)
- Enter **Class Code**
- Click **Join**

● **Student Can:**

-  Download notes
-  Submit assignments
-  Read announcements

2. Zoom (Online Live Classes)

● **Zoom** is an app used for **live online classes and meetings**.





What You Can Do on Zoom:

- ✓ Attend live classes
- ✓ See and hear the teacher
- ✓ Ask questions
- ✓ Join from home


How to Join a Zoom Class:

1. Install **Zoom App**
2. Open the app
3. Tap **Join Meeting**
4. Enter **Meeting ID & Password**
5. Click **Join**

Important Zoom Features:

-  Mute / Unmute microphone
-  Turn camera on/off
-  Chat with teacher
-  Raise hand

3. YouTube for Learning

 **YouTube** is a free video platform and a powerful learning tool.

How YouTube Helps in Study:

- ✓ Video lessons
- ✓ Recorded classes
- ✓ Exam preparation
- ✓ Skill learning (computer, English, coding)

How to Use YouTube Safely for Study:

- Open **YouTube App**

- Search educational topic
- Choose trusted channels
- Watch & learn
- Save videos in **Playlist**





Safety Tip:

- Avoid distracting videos
- Use **YouTube Kids** for children

4. Online Study Resources

Online study resources are **websites and apps** that provide learning materials.

Examples of Online Resources:





-  E-books & PDFs
-  Practice questions
-  Recorded lectures
-  Quizzes & tests

Popular Types of Resources:






- ✓ Government education portals
- ✓ School & college websites
- ✓ Free learning apps
- ✓ Digital libraries

Devices Used for Online Learning

Students can use:

-  Smartphone
-  Laptop
-  Desktop
-  Internet or Wi-Fi

Safety Tips for Online Learning

-  Do not share class codes publicly
-  Do not click unknown links
-  Use strong passwords
-  Follow teacher instructions
-  Attend classes from a quiet place





Advantages of Online Learning

- ✓ Learn from home
- ✓ Save time & travel cost
- ✓ Learn at own speed
- ✓ Access to recorded lessons
- ✓ Easy revision anytime

Conclusion

Online learning platforms make education flexible, accessible, and modern.

By using:

-  Google Classroom
-  Zoom
-  YouTube
-  Online study resources
-

Students can continue learning anytime, anywhere.

 **“Online learning is the future of education.”**